



EXIT N

E X - E S C A P E S I G N L U M I N A I R E S

EXIT N



PL



PR



PU

Escape sign acc. to current standard

Technical data

EXIT N

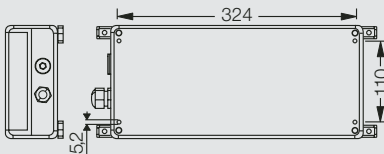

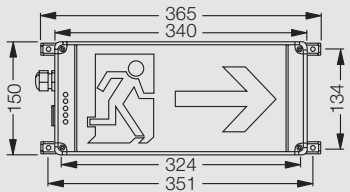
Marking to 94/9/EC	Ex II 2 G   Ex II 2 D T 60 °C
Explosion protection	EEx e m ib IIC T5 (t <sub>a</sub> max. +40 °C), T4 (t <sub>a</sub> max. +50 °C)
EC-Type Examination Certificate	PTB 02 ATEX 2111
Visibility range	up to 25 m
Enclosure material	Polycarbonate
Protective cover	Polycarbonate
Cable entries	1 x Ex e cable entry M20 x 1.5 (moulded plastic) 1 x Ex e blanking plug M20 x 1.5
Enclosure colour	Grey, RAL 7035
Mounting	Wall mounting
Dimensions in mm (L x H x D)	340 x 150 x 75
Connection terminals	4 x cage clamp terminals, max. 2.5 mm <sup>2</sup> , double engagement
Rated voltage	AC: 110 - 277 V, 50/60 Hz DC: 110 - 250 V
Rated power	approx. 8 VA
Battery	NC-Akku 12 V/600 mAh
Charging time (cap. > 90 %)	28 h
Rated emergency lighting cycle	3 h
Permissible temperature range	- 20 °C to + 50 °C, specified data +5 °C to +35 °C
Illuminants	High-efficiency LEDs, white
Insulation class	I
Degree of protection to EN 60529	IP 66

Ordering details

Type	Scope of delivery <sup>1)</sup>	Order No.
EXIT N	incl. cover with silk-screen pictogram PR	1 2191 030 001
	incl. cover with silk-screen pictogram PL	1 2191 030 002
	incl. cover with silk-screen pictogram PU	1 2191 030 003
	incl. cover, clear without pictogram	1 2191 030 004

Option: Versions of M20 metal cable entries

<sup>1)</sup> Other pictograms or inscriptions available on request



EXIT N

Dimensions in mm