

Light up your imagination  
Making the new world with LED

# Retrofit Lamps

(Version 1.0)

---

Mar. 2010



**SAMSUNG LED**



# *Light up* *your imagination*

## Why Samsung?



High Efficiency  
Long life



Easy & Safe



Health & Environment



Human Safety



Eye Protect



RoHS

SAMSUNG

SAMSUNG LED

# SAMSUNG LED BULB



**R Lamp**



**PAR30**



**MR16**

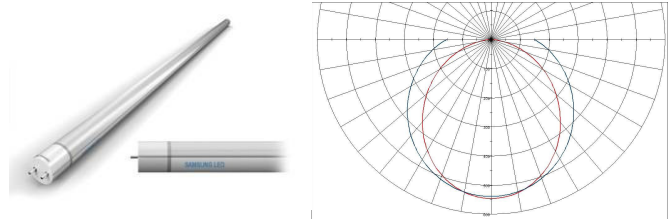


**LED Tube**



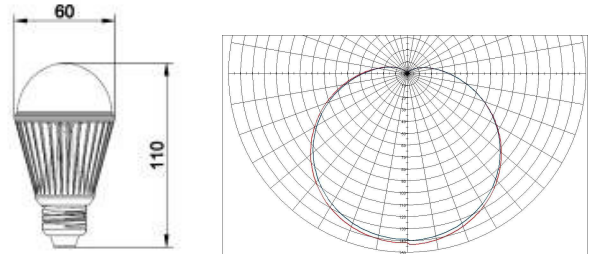
**SAMSUNG LED**

# LED Tube



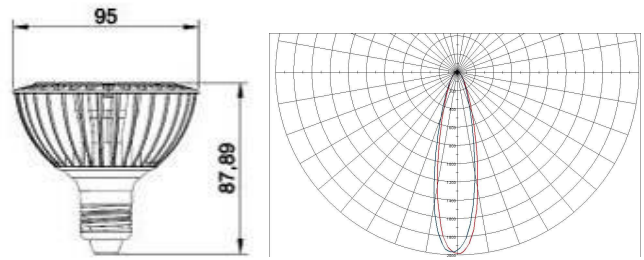
	3,000K	5,000K	6,500K
Product Type	T8 32W Replacement		
Base Type	G13		
Dimension	$\Phi 26 \times 1,197.6 \pm 2$		
Weight	350g		
Power	24W		
Beam Angle	104°x137°		
Voltage	100~264V		
CCT	3,000K	5,000K	6,500K
Luminous Flux	Typ. 1890	Typ. 2050	Typ. 2050
Efficacy	80lm/W	85lm/W	85lm/W
CRI	60±3		
Life	40,000hrs		
Certification	KC, PSE		
MP	Mar 2010		

# R Lamp



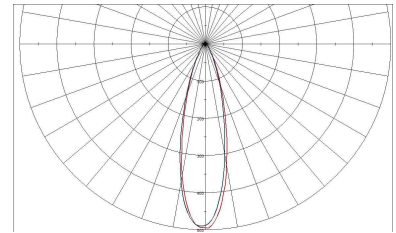
	3,000K	5,000K
Product Type	Incandescent 60W Replacement	
Base Type	E26	
Dimension	Φ60 X 110mm	
Weight	175g	
Power	8W	
Beam Angle	140°	
Voltage	220V only	
CCT	3,000K	5,000K
Luminous Flux	530lm	600lm
Efficacy	66lm/W	75lm/W
CRI	75	70
Life	40,000hrs	
Certification	KC, High Efficiency Certification	
MP	Mar 2010	

# PAR30



	3,000K	5,000K
Product Type	PAR30 50W Replacement	
Base Type	E26	
Dimension	Φ95 X 87.89mm	
Weight	275g	
Power	10W	
Beam Angle	20° ~30° (Typ. 26°)	
Voltage	220V Only	
CCT	3,000K	5,000K
Luminous Flux	630lm	700lm
Efficacy	63lm/W	70lm/W
CRI	75	70
Life	40,000hrs	
Certification	KC, High Efficiency Certification	
MP	Mar 2010	

# MR16



	3,000K	5,000K
Product Type	MR16 20W Replacement	
Base Type	GU5.3	
Dimension	Φ49.1 X 48.42mm	
Weight	48g	
Power	3 W	
Beam Angle	20° ~30° (Typ. 27°)	
Voltage	12Vac, 12Vdc	
CCT	3,000K	5,000K
Luminous Flux	160lm	180lm
Efficacy	53lm/W	60lm/W
CRI	75	70
Life	40,000hrs	
Certification	High Efficiency Certification	
MP	Mar 2010	