

May, 2018

# 3M™ Ultra Durable Floor Marking Tape 971

## Product Description

3M™ Ultra Durable Floor Marking Tape 971 is designed to withstand the scuffing from pallets and heavy equipment found in high traffic areas. Its unique adhesive provides a strong bond to the floor yet promotes one piece clean removal. The tape is ideal for 5S lean manufacturing initiatives.



## Product Features

- 3M™ Ultra Durable Floor Marking Tape 971 is designed to withstand heavy traffic areas as well as scuffing from pallets and heavy equipment.
- The unique adhesive provides a strong bond to most floors and excellent holding power yet provides clean one-piece removal from many surfaces.
- Pigmented backings maintain their vivid colors even when exposed to heavy abrasion.
- Easy release polypropylene liner for quick application.
- Ideal for 5S lean manufacturing initiatives.

# 3M™ Ultra Durable Floor Marking Tape 971

## Technical Information Note

The following technical information and data should be considered representative or typical only and should not be used for specification purposes.

## Typical Physical Properties

Property	Values		Method
Color	Yellow, White, Red, Blue, Orange and Green		
Total Tape Thickness	0.84 mm	33 mil	ASTM D3652
Backing	Polylactic Acid (PLA)		
Adhesive	Rubber		
Liner Thickness	0.064 mm	2.5 mil	ASTM D3652

## Typical Performance Characteristics

Property	Values		Method	Substrate
Peel Adhesion	18.6 N/cm	170 oz/in	ASTM D3330	Stainless Steel
Tensile Strength	175 N/cm	110 lb/in	ASTM D3759	
Elongation at Break	190 %		ASTM D3759	
Temperature Use Range	4 to 49 °C	40 to 120 °F		
Liner Release	14 g/cm	1.3 oz/in	ASTM D3330	

# 3M™ Ultra Durable Floor Marking Tape 971

## Available Sizes

Property	Values	
Standard Roll Length	32.9 m	36 yd

## Handling/Application Information

### Application Techniques

1. After completing the surface preparation process 3M™ Ultra Durable Floor Marking Tape can then be applied to the surface of the intended application. Optimal adhesion is obtained when both the tape and intended surface are within a temperature range of 60° to 80°F (16° to 27°C).
2. When applying the tape in long straight lines a chalk line may be used as a guide line (figure 1).
3. To apply the tape, remove a portion of the liner from one end of the tape and firmly tack it down to the floor. Gently pull liner away from tape at an angle as it is being applied by hand, following the chalk line (figure 2).
4. Where joints are required, such as at corners and splices, a miter joint or butt joint is recommended (see figure 3 and figure 4).
5. Once the tape has been applied, a weighted roller, hand roller, or 3M™ Hand Applicator PA1-B Blue is recommended to help fully adhere the adhesive of the tape to the application surface.

Figure 1



Figure 2

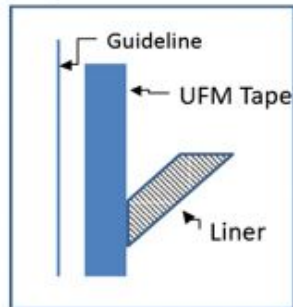


Figure 3

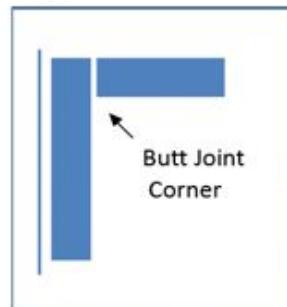
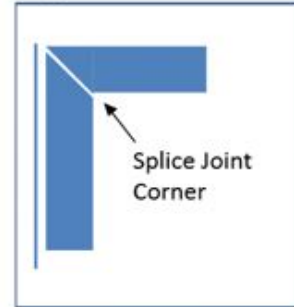


Figure 4



# 3M™ Ultra Durable Floor Marking Tape 971

## Handling/Application Information (continued)

### Surface Preparation

1. Surfaces to be marked with 3M™ Ultra Durable Floor Marking Tape should be as clean, dry and smooth as possible. Floors may require cleaning to remove all traces of oils, grease, moisture, and any accumulation of waxes, coatings, finishes as well as dust, dirt and other grime.
2. Cleaning solutions should be chosen that do not leave residues or waxes on the surface to which the tape is to be applied. Always allow sufficient time for thorough drying of the cleaning solution prior to application of the tape.
3. Freshly sealed surfaces, including, but not limited to, concrete, varnished or waxed floors should be allowed to dry thoroughly prior to application of the tape.

Note: Be sure to follow manufacturer's precautions and directions for use when using cleaning solutions or sealers. Wear appropriate personal protective equipment when sandblasting, scraping, sanding or grinding.

### Removal Techniques

1. To help minimize damage to the surface and to encourage clean removal it is recommended that the 3M™ Ultra Durable Floor Marking Tape be lifted gently at a corner then pulled up at a perpendicular angle.
  2. If there is any adhesive residue, it may be softened by use of 3M™ Citrus Based Cleaner or many common solvents such as heptane, toluene or methyl ethyl ketone.\*
- \*Be sure to follow the manufacturer's precautions and directions for use when using solvents. Prior to using any solvent to help remove adhesive residues, it is strongly recommended that the solvent be tested to determine compatibility in an inconspicuous location with the underlying surface finish.

### Storage and Shelf Life

Store under normal conditions of 60° to 80°F (16° to 27°C) and 40 to 60% relative humidity in the original packaging material. To obtain best performance, use 3M™ Ultra Durable Floor Marking Tape within 18 months from date of manufacture.

# 3M™ Ultra Durable Floor Marking Tape 971

## Information

**Technical Information:** The technical information, guidance, and other statements contained in this document or otherwise provided by 3M are based upon records, tests, or experience that 3M believes to be reliable, but the accuracy, completeness, and representative nature of such information is not guaranteed. Such information is intended for people with knowledge and technical skills sufficient to assess and apply their own informed judgment to the information. No license under any 3M or third party intellectual property rights is granted or implied with this information.

**Product Selection and Use:** Many factors beyond 3M's control and uniquely within user's knowledge and control can affect the use and performance of a 3M product in a particular application. As a result, customer is solely responsible for evaluating the product and determining whether it is appropriate and suitable for customer's application, including conducting a workplace hazard assessment and reviewing all applicable regulations and standards (e.g., OSHA, ANSI, etc.). Failure to properly evaluate, select, and use a 3M product and appropriate safety products, or to meet all applicable safety regulations, may result in injury, sickness, death, and/or harm to property.

**Warranty, Limited Remedy, and Disclaimer:** Unless a different warranty is specifically stated on the applicable 3M product packaging or product literature (in which case such warranty governs), 3M warrants that each 3M product meets the applicable 3M product specification at the time 3M ships the product. 3M MAKES NO OTHER WARRANTIES OR CONDITIONS, EXPRESS OR IMPLIED, INCLUDING, BUT NOT LIMITED TO, ANY IMPLIED WARRANTY OR CONDITION OF MERCHANTABILITY, FITNESS FOR A PARTICULAR PURPOSE, OR ARISING OUT OF A COURSE OF DEALING, CUSTOM, OR USAGE OF TRADE. If a 3M product does not conform to this warranty, then the sole and exclusive remedy is, at 3M's option, replacement of the 3M product or refund of the purchase price.

**Limitation of Liability:** Except for the limited remedy stated above, and except to the extent prohibited by law, 3M will not be liable for any loss or damage arising from or related to the 3M product, whether direct, indirect, special, incidental, or consequential (including, but not limited to, lost profits or business opportunity), regardless of the legal or equitable theory asserted, including, but not limited to, warranty, contract, negligence, or strict liability.

## Trademarks

3M is a trademark of 3M Company.

# 3M™ Ultra Durable Floor Marking Tape 971

## References

### Safety Data Sheet (SDS)

[https://www.3m.com/3M/en\\_US/company-us/SDS-search/results/?gsaAction=msdsSRA&msdsLocale=en\\_US&co=ptn&q=971](https://www.3m.com/3M/en_US/company-us/SDS-search/results/?gsaAction=msdsSRA&msdsLocale=en_US&co=ptn&q=971)

### ISO Statement

This Industrial Adhesives and Tapes Division product was manufactured under a 3M quality system registered to ISO 9001 standards.



Industrial Adhesives and  
Tapes Division  
3M Center  
St. Paul, MN 55144-1000  
800-362-3550  
[www.3M.com](http://www.3M.com)

Please recycle.  
© 3M 2020. All Rights  
Reserved.

The brands listed  
above are trademarks  
of 3M

### Authorised Distributor:



### Lim Kim Hai Electric Co (S) Pte Ltd

Lim Kim Hai Building,  
53 Kallang Place, Singapore 339177

**T** (+65) 6292 3711 • (+65) 6490 5000

**F** (+65) 6297 0078

**E** [customerservice@limkimhai.com.sg](mailto:customerservice@limkimhai.com.sg)

**W** [www.limkimhai.com.sg](http://www.limkimhai.com.sg)