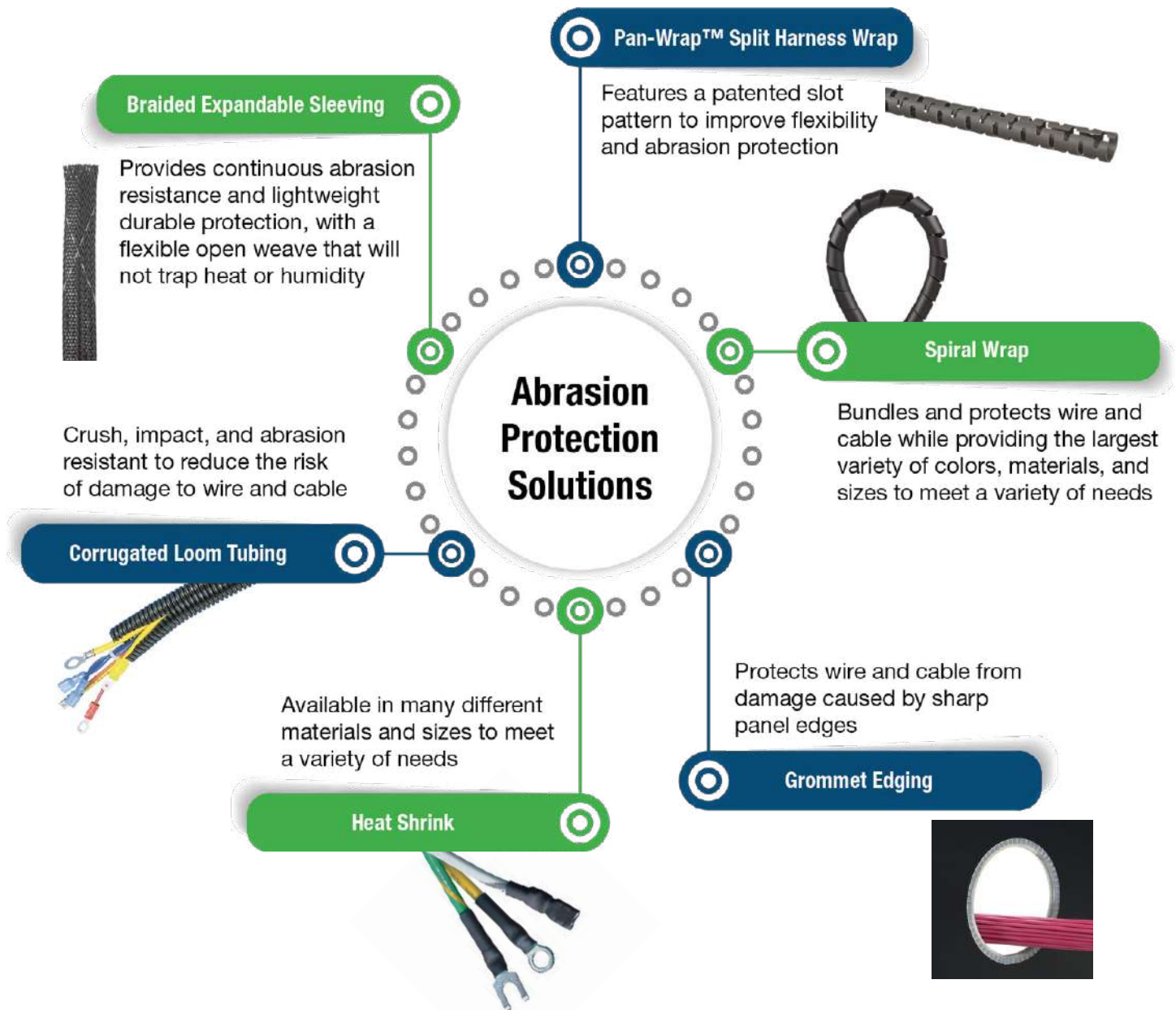


# PANDUIT® Wire Abrasion Protection

Panduit® Abrasion Protection Products provide an economical and easy way to insulate, protect, bundle and color-code components and cable. A wide variety of sizes and materials are available to meet a broad range of indoor and outdoor applications.

To help assure optimum quality, Panduit abrasion protection products are designed and manufactured to meet applicable quality standards including International, UL, Military, ISO, and Aerospace.

Panduit abrasion protection products provide quality at the lowest installed cost. With a continued focus on new product development, Panduit continues to meet customer needs.



Feature	Spiral Wrap	Pan-Wrap Split Harness Wrap	Braided Sleeving	Corrugated Tubing	Heat Shrink
Weather Resistant Options	Yes	No	Yes	Yes	Yes
Fully Enclosed Options	No	No	Yes	Yes	Yes
UL Recognized	Yes	Yes	Yes	No	Yes
Option to add cables after initial installation	No	Yes	Yes	Yes	No

Product	Application
<a href="#"><u>Spiral Wrap</u></a>	<ul style="list-style-type: none"> <li>- General purpose Abrasion Protection product for Wire Harness and bundling applications</li> <li>- Allows breakouts of single/multiple cables</li> <li>- Multiple colors allow for easy identification of cable bundles</li> <li>- Available in multiple materials</li> <li>- Simple installation tool supplied in each package</li> </ul>
<a href="#"><u>Pan-Wrap™ Split Harness Wrap</u></a>	<ul style="list-style-type: none"> <li>- Patented slot pattern provides improved flexibility &amp; abrasion protection in any application</li> <li>- Unique wall design provides for easy cable breakouts</li> <li>- Considerably reduces installation time</li> <li>- Large overlap accommodates a wide range of bundle diameters</li> </ul>
<a href="#"><u>Grommet Edging</u></a>	<ul style="list-style-type: none"> <li>- Covers sharp edges of panels to protect cables from abrasion</li> <li>- Solid and slotted designs available. Use slotted wall design on radiused surfaces.</li> <li>- Use solid wall design on straight surfaces.</li> <li>- Adhesive lined product is available to encourage product to stay in place on panel edge</li> </ul>
<a href="#"><u>Corrugated Loom Tubing</u></a>	<ul style="list-style-type: none"> <li>- Economical protection for cables in wire harness applications</li> <li>- Solid wall product allows complete protection of cable bundle</li> <li>- UV Resistant option available for demanding outdoor applications</li> </ul>
<a href="#"><u>Braided Sleeving</u></a>	<ul style="list-style-type: none"> <li>- Provides continuous abrasion protection for wires, cables, hoses &amp; tubing</li> <li>- Highly flexible open weave will not trap heat or humidity</li> <li>- Lightweight, durable protection</li> <li>- Compliant with US and European passenger rail standards</li> </ul>
<a href="#"><u>Non-Shrink PVC Tubing</u></a>	<ul style="list-style-type: none"> <li>- Provides insulation and protection for lead wires, wire harness assemblies, soldered joints and components in electrical and electronic equipment</li> <li>- Resistant to heat and moisture</li> </ul>
<a href="#"><u>Heat Shrink</u></a>	<ul style="list-style-type: none"> <li>- Applications include insulating, protecting, and color coding wires and cables</li> <li>- Use with terminals and lugs to provide a clean, safe, secure installation</li> </ul>
<a href="#"><u>Duct Seal</u></a>	<ul style="list-style-type: none"> <li>- Seals irregular openings from air and dust</li> <li>- Non-hardening sealant that adheres to metal, wood, masonry, and plastic</li> <li>- Provides vibration dampening</li> <li>- Safe and easy to use. Non-corrosive, non-toxic, no asbestos, will not stain or harm hands, and no unpleasant odor</li> </ul>





## Spiral Wrap - Standard Package Quantity: 1

	Part Number	Color	Length per Reel		Bundle Diameter Range		Outside Diameter		Temperature Range	Wall Thickness					
			Ft.	m	In.	mm	In.	mm		In.	mm				
<b>Polyethylene</b>															
<b>BEST SELLER</b>	<a href="#">T25F-C</a>	Natural	100	30.5	0.187-2.0	4.8 – 50.8	0.25	6.4	-40°F – 122°F (-40°C – 50°C)	0.040	1.02				
	<a href="#">T25F-C10</a>	White													
	<a href="#">T25F-C3Y</a>	Orange													
	<a href="#">T25F-M</a>		1,000	304.8											
<b>BEST SELLER</b>	<a href="#">T38F-C</a>	Natural	100	30.5	0.312 - 3.0	7.9 – 76.2	0.38	9.5		0.055	1.40				
	<a href="#">T38F-TL</a>		250	76.2											
<b>BEST SELLER</b>	<a href="#">T50F-C</a>		100	30.5	0.375 - 4.0	9.5 – 101.6	0.50	12.7				0.060	1.52		
<b>BEST SELLER</b>	<a href="#">T50F-C4Y</a>	Yellow													
	<a href="#">T50F-TL</a>	Natural													
	<a href="#">T50F-TL4Y</a>	Yellow	250	76.2											
	<a href="#">T62F-C</a>		100	30.5	0.5 - 4.5	12.7 – 114.3	0.62	15.9		0.062	1.57				
	<a href="#">T75F-C</a>	Natural			0.625 - 5.0	15.9 – 127.0	0.75	19.1							
	<a href="#">T100F-C</a>				0.875 - 6.0	22.2 – 152.4	1.00	25.4							
<b>Weather Resistant Polyethylene</b>															
	<a href="#">T25F-C0</a>		100	30.5	0.187-2.0	4.8 – 50.8	0.25	6.4	-40°F – 122°F (-40°C – 50°C)	0.040	1.02				
	<a href="#">T38F-C0</a>				0.312 - 3.0	7.9 – 76.2	0.38	9.5							
<b>BEST SELLER</b>	<a href="#">T50F-C0</a>	Black			250	76.2	0.375 - 4.0	9.5 – 101.6				0.50	12.7	0.060	1.52
	<a href="#">T50F-X0</a>		10	3.1											
	<a href="#">T75F-C0</a>		100	30.5	0.625 - 5.0	15.9 – 127.0				0.75	19.1				
	<a href="#">T100F-C0</a>				0.875 - 6.0	22.2 – 152.4				1.00	25.4				
<b>Fire Resistant Polyethylene</b>															
	<a href="#">T25R-CY</a>	Natural	100	30.5	0.187-2.0	4.8 – 50.8	0.25	6.4		-40°F – 122°F (-40°C – 50°C)	0.040	1.02			
	<a href="#">T50R-CY</a>				0.375 - 4.0	9.5 – 101.6	0.50	12.7							
	<a href="#">T50R-TLY</a>				250	76.2									
<b>Flame Retardant Polyethylene</b>															
	<a href="#">T12FR-CY</a>	Natural	100	30.5	0.0625 - 0.50	1.6 – 12.7	0.12	3.2		-4°F – 122°F (-20°C – 50°C)	0.030	0.76			
	<a href="#">T25FR-C20Y</a>	Black			0.187-2.0	4.8 – 50.8	0.25	6.4							
	<a href="#">T25FR-CY</a>	Natural			0.312 - 3.0	7.9 – 76.2	0.38	9.5							
	<a href="#">T38FR-C20Y</a>	Black													



## Spiral Wrap - Standard Package Quantity: 1

Part Number	Color	Length per Reel		Bundle Diameter Range		Outside Diameter		Temperature Range	Wall Thickness		
		Ft.	m	In.	mm	In.	mm		In.	mm	
<b>Flame Retardant Polyethylene (continued)</b>											
<a href="#">T50FR-C20Y</a>	Black	100	30.5	0.375 - 4.0	9.5 - 101.6	0.50	12.7	-4°F - 122°F (-20°C - 50°C)	0.060	1.52	
<a href="#">T50FR-CY</a>	Natural										
<a href="#">T50FR-TLY</a>	Natural	250	76.2								
<a href="#">T75FR-C20Y</a>	Black	100	30.5	0.625 - 5.0	15.9 - 127.0	0.75	19.1		0.065	1.65	
<a href="#">T75FR-CY</a>	Natural										
<b>Nylon</b>											
<a href="#">T25N-C</a>	Natural	100	30.5	0.187 - 2.0	4.8 - 50.8	0.25	6.4	-40°F - 149°F (-40°C - 65°C)	0.023	0.58	
<a href="#">T38N-TL</a>		250	76.2	0.312 - 3.0	5/16 - 3	0.38	9.5		0.030	0.76	
<b>Weather Resistant Nylon</b>											
<a href="#">T25N-C0</a>	Black	100	30.5	0.187 - 2.0	4.8 - 50.8	0.25	6.4	-40°F - 149°F (-40°C - 65°C)	0.023	0.58	
<a href="#">T38N-C0</a>				0.312 - 3.0	7.9 - 76.2	0.38	9.5		0.030	0.76	
<a href="#">T50N-TL0</a>		250	76.2	0.375 - 4.0	9.5 - 101.6	0.50	12.7		0.032	0.81	
<a href="#">T62N-C0</a>		100	30.5	0.50 - 4.5	12.7 - 114.3	0.62	15.9		0.035	0.89	
<a href="#">T100N-C0</a>				0.875 - 6.0	22.2 - 152.4	1.00	25.4		0.045	1.14	
<b>Weather Resistant Polypropylene</b>											
<a href="#">T38P-C0</a>	Black	100	30.5	0.312 - 3.0	7.9 - 76.2	0.38	9.5	-40°F - 239°F (-40°C - 115°C)	0.030	0.76	
<a href="#">T50P-C0</a>				0.375 - 4.0	9.5 - 101.6	0.50	12.7				
<a href="#">T100P-C0</a>				0.875 - 6.0	22.2 - 152.4	1.00	25.4				
<b>TFE</b>											
<a href="#">T12T-C</a>	Natural	100	30.5	0.0625 - 0.50	1.6 - 12.7	0.12	3.2	-454°F - 356°F (-270°C - 180°C)	0.020	0.51	
 <a href="#">T25T-L</a>		50	15.2	0.187 - 2.0	4.8 - 50.8	0.25	6.4		0.030	0.76	
<a href="#">T38T-L</a>				0.312 - 3.0	7.9 - 76.2	0.38	9.5				
 <a href="#">T50T-Q</a>		25	7.6	0.375 - 4.0	9.5 - 101.6	0.50	12.7				
<a href="#">T62T-Q</a>				0.50 - 4.5	12.7 - 114.3	0.62	15.9				
<a href="#">T75T-X</a>				10	3.1	0.625 - 5.0	15.9 - 127.0		0.75	19.1	

## Pan-Wrap™ Split Harness Wrap\* - Standard Package Quantity: 1



Part Number	Color	Length per Reel		Max. Bundle Diameter		Min. Bundle Diameter		Temperature Range	Nominal Diameter		
		Ft.	m	In.	mm	In.	mm		In.	mm	
<b>Polyethylene</b>											
<a href="#">PW50F-T</a>	Natural	200	61.0	0.55	14.0	0.43	10.9	-40°F – 122°F (-40°C – 50°C)	0.50	12.7	
<a href="#">PW50F-T20</a>	Black										
<a href="#">PW75F-C</a>	Natural	100	30.5	0.81	20.6	0.55	14.0		0.75	19.1	
<a href="#">PW75F-C20</a>	Black										
<a href="#">PW100F-C</a>	Natural										
<a href="#">PW100F-C20</a>	Black										
<a href="#">PW100F-C4</a>	Yellow	1.00	25.4								
<a href="#">PW150F-L</a>	Natural			50	15.2	1.63	41.3		1.13	28.6	1.50
<b>Flame Retardant Polyethylene</b>											
<a href="#">PW50FR-TY</a>	Natural	200	61.0	0.55	14.0	0.43	10.9	-4°F – 122°F (-20°C – 50°C)	0.50	12.7	
<a href="#">PW50FR-T20Y</a>	Black										
<a href="#">PW75FR-CY</a>	Natural	100	30.5	0.81	20.6	0.55	14.0		0.75	19.1	
<a href="#">PW75FR-C20Y</a>	Black										
<a href="#">PW100FR-CY</a>	Natural										
<a href="#">PW100FR-C20Y</a>	Black										
<a href="#">PW150FR-L20Y</a>	Black	50	15.2	1.63	41.3	1.13	28.6		1.50	38.1	

\*Pan-Wrap™ Installation Tool required for proper installation.

## Pan-Wrap™ Installation Tool - Standard Package Quantity: 1



Part Number	For Use With
<a href="#">PWT50</a>	PW50F- Series
<a href="#">PWT75</a>	PW75F- Series
<a href="#">PWT100</a>	PW100F- Series
<a href="#">PWT150</a>	PW150F- Series

### Installation Instructions



Open Pan-Wrap™ Tool and insert bundle.



Close tool to contain bundle.



Slide Pan-Wrap™ Split Harness Wrap onto end of tool until approximately 3" of it covers the bundle.



Grasp end of Pan-Wrap™ Split Harness Wrap and bundle while pulling the tool along the bundle length.



## Corrugated Loom Tubing - Standard Package Quantity: 1

	Part Number	Color	Length per Reel		Inside Diameter		Outside Diameter		Temperature Range			
			Ft.	m	In.	mm	In.	mm				
<b>UV Resistant Polypropylene – Slit Wall</b>												
<b>NEW</b>	<a href="#">CLT75PUV-0</a>	Black	4,265	1300	0.811	20.6	0.984	25	-40°F – 185°F (-40°C – 85°C)			
<b>NEW</b>	<a href="#">CLT100PUV-0</a>		2,329	710	1.142	29.01	1.358	34.49				
<b>NEW</b>	<a href="#">CLT150PUV-0</a>		1,542	470	1.417	36	1.673	42.49				
<b>NEW</b>	<a href="#">CLT188PUV-0</a>		885	270	1.89	48.01	2.146	54.51				
<b>Polyethylene - Slit Wall</b>												
	<a href="#">CLT25F-C20</a>	Black	100	30.5	0.28	7.2	0.40	10.1	-40°F – 122°F (-40°C – 50°C)			
	<a href="#">CLT38F-C20</a>				0.39	10.0	0.52	13.3				
<b>BEST SELLER</b>	<a href="#">CLT50F-C20</a>	Orange			100	30.5	0.51	13.0		0.65	16.6	
	<a href="#">CLT50F-C3</a>											Yellow
	<a href="#">CLT50F-C4</a>											Black
	<a href="#">CLT62F-C20</a>	Black	2000	609.6	0.77	19.5	0.94	23.9				
<b>BEST SELLER</b>	<a href="#">CLT75F-C20</a>	Orange										
	<a href="#">CLT75F-C3</a>	Yellow	100	30.5	0.91	23.2	1.10	28.0				
	<a href="#">CLT75F-C4</a>	Black										
<b>BEST SELLER</b>	<a href="#">CLT100F-C20</a>	Orange										
	<a href="#">CLT100F-C3</a>	Yellow	50	15.2	1.58	40.0	1.85	47.0				
	<a href="#">CLT100F-C4</a>	Black										
<b>BEST SELLER</b>	<a href="#">CLT125F-L20</a>	Black										
	<a href="#">CLT150F-T20</a>	200							61.0			
	<a href="#">CLT150F-X20</a>	10							3.1			
	<a href="#">CLT150F-X4</a>	Yellow	100	30.5	1.85	47.0	2.19	55.7				
	<a href="#">CLT188F-C20</a>	Black										
<b>Polyethylene - Solid Wall</b>												
	<a href="#">CLTS25F-C</a>	Black	100	30.5	0.28	7.2	0.40	10.1	-40°F – 122°F (-40°C – 50°C)			

**Corrugated Loom Tubing - Standard Package Quantity: 1**

Part Number	Color	Length per Reel		Inside Diameter		Outside Diameter		Temperature Range	
		Ft.	m	In.	mm	In.	mm		
<b>Nylon - Slit Wall</b>									
<a href="#">CLT25N-C630</a>	Black	100	30.5	0.28	7.2	0.40	10.1	-40°F – 230°F (-40°C – 110°C)	
<a href="#">CLT38N-C630</a>				0.39	10.0	0.52	13.3		
<a href="#">CLT50N-4M630</a>		4,000	1219.2	0.51	13.0	0.65	16.6		
<a href="#">CLT50N-C630</a>		100	30.5	0.77	19.5	0.94	23.9		
<a href="#">CLT75N-C630</a>				0.91	23.2	1.10	28.0		
<a href="#">CLT100N-125M630</a>		1,250	381.0						
<a href="#">CLT100N-C630</a>		100	30.5						
<b>Nylon - Solid Wall</b>									
<a href="#">CLTS25N-C</a>	Black	100	30.5	0.28	7.2	0.40	10.1	-40°F – 230°F (-40°C – 110°C)	

**Braided Sleeving - Standard Package Quantity: 1**

Part Number	Color	Nominal Diameter		Nominal Diameter Range		Length per Reel		Std. Ctn. Qty.	
		In.	mm	In.	mm	Ft.	m		
<b>PET Material</b>									
<a href="#">SE12P-TR0</a>	Black	0.12	3.2	0.094 – 0.250	2.4 – 6.4	200	61.0	4	
<a href="#">SE25P-MR0</a>	White	0.25	6.4	0.125 – 0.375	3.2 – 9.5	1000	304.8	2	
<a href="#">SE25P-MR10</a>									
<a href="#">SE25P-MR8</a>	Gray					200	61.0	4	
<a href="#">SE25P-TR0</a>	Black	0.38	9.5	0.188 – 0.500	4.8 – 12.7	1000	304.8	2	
<a href="#">SE38P-MR0</a>						200	61.0	4	
<a href="#">SE38P-TR0</a>		100	30.5	4					
<a href="#">SE50P-CR0</a>		500	152.4	2					
<a href="#">SE50P-DR0</a>						100	30.5	4	
<a href="#">SE75P-CR0</a>	Black	0.75	19.1	0.500 – 1.25	12.7 – 31.8	100	30.5	4	
<a href="#">SE75P-DR0</a>						500	152.4	2	
<a href="#">SE125P-LR0</a>	Black	1.25	31.8	0.750 – 1.50	19.1 – 38.1	50	15.2	4	
<a href="#">SE125P-TR0</a>						200	61.0	2	
<a href="#">SE125P-TR8</a>									
<a href="#">SE150P-TR0</a>	Black	1.50	38.1	1.00 – 2.13	25.4 – 54.0				
<a href="#">SE175P-TR0</a>		1.75	44.5	1.25 – 2.75	31.8 – 69.9				

BEST SELLER

BEST SELLER

**Braided Sleeving (continued) - Standard Package Quantity: 1**

Part Number	Color	Nominal Diameter		Nominal Diameter Range		Length per Reel		Std. Ctn. Qty.	
		In.	mm	In.	mm	Ft.	m		
<b>Flame Retardant PET Material</b>									
<a href="#">SE12PFR-MR0</a>	Black	0.12	3.2	0.094 – 0.250	2.4 – 6.4	1000	304.8	2	
<a href="#">SE12PFR-TR0</a>	Black					200	61.0	4	
<a href="#">SE25PFR-MR0</a>		Black	0.25	6.4	0.125 – 0.375	3.2 – 9.5	1000	304.8	2
<a href="#">SE25PFR-TR0</a>	200						61.0	4	
<a href="#">SE25PFR-TR8</a>	Gray								
<a href="#">SE38PFR-MR0</a>	Black	0.38	9.5	0.188 – 0.500	4.8 – 12.7	1000	304.8	2	
<a href="#">SE38PFR-TR0</a>						200	61.0	4	
<a href="#">SE50PFR-CR0</a>	Black	0.50	12.7	0.250 – 0.750	6.4 – 19.1	100	30.5	2	
<a href="#">SE50PFR-DR0</a>						500	152.4		
<a href="#">SE75PFR-CR0</a>	Black	0.75	19.1	0.500 – 1.25	12.7 – 31.8	100	30.5	4	
<a href="#">SE75PFR-DR0</a>						500	152.4	2	
<a href="#">SE125PFR-TR0</a>		1.25	31.8	0.750 – 1.50	19.1 – 38.1	200	61.0		2
<a href="#">SE150PFR-TR0</a>		1.50	38.1	1.00 – 2.13	25.4 – 54.0				

**BEST SELLER**


**Pan-Wrap Braided Sleeving (PET)**

<b>NEW</b>	<a href="#">SE38PS-TR0</a>	Black	0.375	9.5	0.027	0.7	200	61.0	2
	<a href="#">SE50PS-CLR0</a>		0.50	12.7			150	45.7	
	<a href="#">SE75PS-CR0</a>		0.75	19.1			100	30.5	
	<a href="#">SE100PS-CR0</a>		1.00	25.4					
<b>NEW</b>	<a href="#">SE125PS-CR0</a>		1.25	31.8					
<b>NEW</b>	<a href="#">SE200PS-LR0</a>		2.0	50.8			50	15.2	

**Pan-Wrap Braided Sleeving (Flame Retardant PET)**

<b>NEW</b>	<a href="#">SE38PSFR-TR0</a>	Black	0.375	9.5	0.027	0.7	200	61.0	2
<b>NEW</b>	<a href="#">SE125PSFR-CR0</a>		1.25	31.8			100	30.5	
<b>NEW</b>	<a href="#">SE200PSFR-LR0</a>		2.0	50.8			50	15.2	

**Fray Resistant (PET)**

Part Number	Color	Nominal Diameter		Nominal Diameter Range		Length per Reel		Std. Ctn. Qty.
		In.	mm	In.	mm	Ft.	m	
<a href="#">SE38PSC-TR0</a>	Black	0.38	9.5	0.19 – 0.63	4.8 – 15.9	200	61.0	4
<a href="#">SE50PSC-CR0</a>		0.50	12.7	0.25 – 0.75	6.4 – 19.1	100	30.5	
<a href="#">SE75PSC-CR0</a>		0.75	19.1	0.63 – 1.0	15.9 – 25.4			



**Braided Sleeving (continued) - Standard Package Quantity: 1**

**Tinned Copper Braided Sleeving**



	Part Number	Color	Nominal Diameter		Current Capacity	Length per Roll	
			In.	mm		Ft.	m
<b>NEW</b>	<a href="#">SE12TC-C</a>	Silver	0.125	3.2	25	100	30.5
<b>NEW</b>	<a href="#">SE25TC-C</a>		0.25	6.4	53		
<b>NEW</b>	<a href="#">SE38TC-C</a>		0.375	9.5	53		
<b>NEW</b>	<a href="#">SE50TC-L</a>		0.50	12.7	62	50	15.2
<b>NEW</b>	<a href="#">SE88TC-L</a>		0.875	22.2	100		
<b>NEW</b>	<a href="#">SE100TC-L</a>		1.0	25.4	120		
<b>NEW</b>	<a href="#">SE125TC-L</a>		1.25	31.8	145		
<b>NEW</b>	<a href="#">SE150TC-L</a>		1.50	38	165		
<b>NEW</b>	<a href="#">SE200TC-L</a>		2.0	50.8	180		

**Heavy Duty Nylon Braided Sleeving**



	Part Number	Color	Nominal Diameter		Minimum Diameter		Maximum Diameter		Length per Roll	
			In.	mm	In.	mm	In.	mm	Ft.	m
<b>NEW</b>	<a href="#">SE38N-C</a>	Black	0.375	9.5	0.25	6.4	0.50	12.7	100	30.5
<b>NEW</b>	<a href="#">SE50N-C</a>		0.50	12.7	0.375	9.5	0.625	15.9		
<b>NEW</b>	<a href="#">SE75N-L</a>		0.75	19.1	0.625	15.9	1.00	25.4	50	15.2
<b>NEW</b>	<a href="#">SE100N-L</a>		1.0	25.4	0.875	22.2	1.25	31.8		
<b>NEW</b>	<a href="#">SE125N-L</a>		1.25	31.8	1.00	25.4	1.50	38		
<b>NEW</b>	<a href="#">SE150N-Q</a>		1.50	38	1.25	31.8	1.75	44.5	25	7.62
<b>NEW</b>	<a href="#">SE175N-Q</a>		1.75	44.5	1.50	38	2.00	50.8		
<b>NEW</b>	<a href="#">SE200N-Q</a>		2.0	50.8	1.75	44.5	2.75	69.9		
<b>NEW</b>	<a href="#">SE300N-Q</a>		3.0	76.2	2.25	57.2	3.50	88.9		

**Insulating Fiberglass Tubing**



	Part Number	Color	Nominal Diameter		Wall Thickness		Length per Roll	
			In.	mm	In.	mm	Ft.	m
<b>NEW</b>	<a href="#">FT38-C</a>	Silver	0.375	9.5	0.025	0.6	100	30.5
<b>NEW</b>	<a href="#">FT50-C</a>		0.5	12.7				
<b>NEW</b>	<a href="#">FT62-C</a>		0.625	15.9				
<b>NEW</b>	<a href="#">FT75-C</a>		0.75	19.1				
<b>NEW</b>	<a href="#">FT100-C</a>		1.0	25.4				
<b>NEW</b>	<a href="#">FT125-C</a>		1.25	31.8				
<b>NEW</b>	<a href="#">FT150-C</a>		1.5	38				
<b>NEW</b>	<a href="#">FT200-L</a>		2.0	50.8			50	15.2
<b>NEW</b>	<a href="#">FT300-L</a>		3.0	76.2				

## Heat Shrink



### Thin Wall Heat Shrink

Part Number	Color	Nominal Diameter		Min. Expanded I.D.		Max. Recovered I.D.		Nominal Recovered Wall Thickness		Length		Std. Pkg. Qty.
		In.	mm	In.	mm	In.	mm	In.	mm	Ft.	m	
<a href="#">HSTT06-CC</a>	Clear	0.063	1.6	0.063	1.6	.031	0.80	0.017	0.4	100	30.5	1 roll
<a href="#">HSTT09-48-Q</a>	Black	0.093	2.4	0.093	2.4	0.046	1.2	0.02	0.5	4	1.2	25 pcs.
<a href="#">HSTT12-CC</a>	Clear	0.125	3.2	0.125	3.2	0.062	1.6			100	30.5	1 roll
<a href="#">HSTT19-48-Q</a>	Black	0.187	4.8	0.187	4.8	0.093	2.4	0.025	0.6	4	1.2	25 pcs.
<a href="#">HSTT19-48-Q45</a>	Yellow Green											
<a href="#">HSTT25-48-Q</a>	Black	0.250	6.4	0.250	6.4	0.125	3.2	0.025	0.6	100	30.5	1 roll
<a href="#">HSTT25-48-QC</a>	Clear											
<a href="#">HSTT25-C</a>	Black	0.375	9.5	0.375	9.5	0.187	4.8	0.025	0.6	4	1.2	25 pcs.
<a href="#">HSTT38-48-Q</a>												
<a href="#">HSTT38-C</a>										100	30.5	1 roll
<a href="#">HSTT50-48-5</a>										4	1.2	25 pcs.
<a href="#">HSTT50-C</a>	Clear	0.500	12.7	0.500	12.7	0.250	6.4	0.025	0.6	100	30.5	1 roll
<a href="#">HSTT50-CC</a>												
<a href="#">HSTT75-48-5</a>	Black	0.750	19.1	0.750	19.1	0.375	9.5	0.030	0.8	4	1.2	25 pcs.
<a href="#">HSTT75-C</a>										100	30.5	1 roll
<a href="#">HSTT100-48-5</a>	Black	1.00	25.4	1.00	25.4	0.500	12.7	0.035	0.9	4	1.2	25 pcs.
<a href="#">HSTT100-C</a>										100	30.5	1 roll
<a href="#">HSTT100-CC</a>	Clear											
<a href="#">HSTT150-48-5</a>	Black	1.50	38.1	1.5	38.1	0.75	19.1	0.04	1	4	1.2	5 pcs.
<a href="#">HSTT150-48-5C</a>	Clear									100	30.5	1 roll
<a href="#">HSTT150-C</a>	Black	2	50.8	2	50.8	1.0	25.4	0.045	1.1	4	1.2	5 pcs.
<a href="#">HSTT200-48-5</a>												
<a href="#">HSTT200-L</a>										50	15.2	1 roll
<a href="#">HSTT300-L</a>		3	76.2	3	76.2	1.5	38.1	0.05	1.3			

### TFE

<a href="#">HSTTT08-48-Q</a>	Clear	18 AWG	1.9	0.076	1.9	0.049	1.2	0.012	0.3	4	1.2	25 pcs.
<a href="#">HSTTT30-48-Q</a>		6 AWG	7.7	0.302	7.7	0.178	4.5	0.015	0.4			

### Medium Wall - Adhesive Lined

<a href="#">HSTTA25-48-TL</a>	Black	0.25	6.4	0.25	6.4	0.08	2.0	0.04	1	4	1.2	250 pcs.
<a href="#">HSTTA50-48-5</a>		0.50	12.7	0.50	12.7	0.16	4.1	0.07	1.8			
<a href="#">HSTTA75-48-5</a>		0.75	19.1	0.75	19.1	0.25	6.4	0.085	2.2			5 pcs.
<a href="#">HSTTA100-48-5</a>		1	25.4	1	25.4	0.32	8.1	0.10	2.5			
<a href="#">HSTTA150-48-5</a>		1.5	38.1	1.5	38.1	0.51	12.9					
<a href="#">HSTTA150-48-Q</a>												25 pcs.

## Heat Shrink (continued)



Part Number	Color	Nominal Diameter		Min. Expanded Nominal I.D.		Max. Recovered Nominal I.D.		Nominal Recovered Wall Thickness		Length		Std. Pkg. Qty.
		In.	mm	In.	mm	In.	mm	In.	mm	Ft.	m	

### Semi-Rigid Adhesive Lined

<a href="#">HSTTRA50-48-5</a>	Black	0.5	12.7	0.5	12.7	0.195	5	0.055	1.5	4	1.2	5 pcs.
-------------------------------	-------	-----	------	-----	------	-------	---	-------	-----	---	-----	--------

### Thick Wall Heat Shrink

<a href="#">HST0.4-48-5Y</a>	Black	—	—	0.4	10.2	0.16	4.1	0.08	2	4	1.2	5 pcs.
<a href="#">HST0.8-48-5Y</a>				0.75	19.1	0.22	5.6	0.09	2.3			
<a href="#">HST0.8-6-XY</a>				6	152.4	10 pcs.						
<a href="#">HST1.1-48-5Y</a>				1.1	27.9	0.38	9.5	0.12	3	4	1.2	5 pcs.
<a href="#">HST1.5-48-5Y</a>				1.5	38.1	0.5	12.7	0.16	4.1			
<a href="#">HST2.0-48-2Y</a>				2	50.8	0.67	16.9	0.17	4.3			
<a href="#">HST3.0-48-2</a>				3	76.2	1	25.4					

### Heat Shrink End Caps



<a href="#">HSEC0.5-X</a>	Black	—	—	0.47	11.9	0.18	4.6	0.09	2.2	1.5	37.6	10 pcs.
<a href="#">HSEC0.8-X</a>				0.79	20.1	0.3	7.6	0.1	2.4	1.8	45.5	

## Heat Shrink Gun with Stand - Standard Package Quantity: 1



Part Number	Description
<a href="#">HSG-115V-650</a>	Heat gun with stand. Temperature range of 700°F (371°C) to 1000°F (538°C)

## Non-Shrink Tubing - Standard Package Quantity: 1



Part Number	Color	Nominal Diameter	Length per Reel		Max. I.D.		Wall Thickness		Max. Voltage Rating
			Ft.	m	In.	mm	In.	mm	
<a href="#">TV105-3M20Y</a>	Black	3 AWG	1000	304.8	0.249	6.32	0.020	0.51	300 V
<a href="#">TV105-6M20Y</a>		6 AWG			0.178	4.52			
<a href="#">TV105-.75TL20Y</a>		3/4	250	76.2	0.786	19.96	0.035	0.89	600 V
<a href="#">TV105-1.0C20Y</a>		1	100	30.5	1.036	26.31			



## Grommet Edging - Standard Package Quantity: 1

	Part Number	Width A		Height B		Panel Thickness Range		Material	Color	Temperature Range
		In.	mm	In.	mm	In.	mm			
<b>Slotted</b>										
	<a href="#">GEE62F-C</a>	0.13	3.3	0.16	4.1	0.036 – 0.062	0.9 – 1.6	Polyethylene	Natural	-40°F – 122°F (-40°C – 50°C)
	<a href="#">GEE99F-C</a>	0.17	4.3	0.19	4.7	0.062 – 0.099	1.6 – 2.5			
	<a href="#">GEE144F-C</a>	0.21	5.4	0.22	5.6	0.099 – 0.144	2.5 – 3.7			
<b>NEW</b>	<a href="#">GEE189F-C</a>	0.30	7.6	0.30	7.6	0.144 - 0.189	3.7 - 4.8	Weather Resistant Polyethylene	Black	
<b>NEW</b>	<a href="#">GEE189F-C0</a>									
<b>Slotted with Adhesive</b>										
<b>BEST SELLER</b>	<a href="#">GEE62F-A-C</a>	0.13	3.3	0.16	4.1	0.036 – 0.062	0.9 – 1.6	Polyethylene	Natural	-40°F – 122°F (-40°C – 50°C)
	<a href="#">GEE62F-A-C0</a>							Weather Resistant Polyethylene	Black	
<b>BEST SELLER</b>	<a href="#">GEE99F-A-C</a>	0.17	4.3	0.19	4.7	0.062 – 0.099	1.6 – 2.5	Polyethylene	Natural	
	<a href="#">GEE99F-A-C0</a>							Weather Resistant Polyethylene	Black	
<b>BEST SELLER</b>	<a href="#">GEE144F-A-C</a>	0.21	5.4	0.22	5.6	0.099 – 0.144	2.5 – 3.7	Polyethylene	Natural	
	<a href="#">GEE144F-A-C0</a>							Weather Resistant Polyethylene	Black	
<b>NEW</b>	<a href="#">GEE189F-A-C</a>	0.30	7.6	0.30	7.6	0.144 - 0.189	3.7 - 4.8	Polyethylene	Natural	
<b>NEW</b>	<a href="#">GEE189F-A-C0</a>							Weather Resistant Polyethylene	Black	
<b>Solid with Adhesive – Use on straight edges only</b>										
	<a href="#">GES62F-A-C</a>	0.13	3.3	0.16	4.1	0.036 – 0.062	0.9 – 1.6	Polyethylene	Natural	-40°F – 122°F (-40°C – 50°C)
	<a href="#">GES62F-A-C0</a>							Weather Resistant Polyethylene	Black	
	<a href="#">GES99F-A-C</a>	0.17	4.3	0.19	4.7	0.062 – 0.099	1.6 – 2.5	Polyethylene	Natural	
	<a href="#">GES99F-A-C0</a>							Weather Resistant Polyethylene	Black	
<b>NEW</b>	<a href="#">GES189F-A-C</a>	0.30	7.6	0.30	7.6	0.144 - 0.189	3.7 - 4.8	Polyethylene	Natural	
<b>NEW</b>	<a href="#">GES189F-A-C0</a>							Weather Resistant Polyethylene	Black	



**Grommet Edging** (continued) - Standard Package Quantity: 1

Part Number	Width A		Height B		Panel Thickness Range		Material	Color	Temperature Range
	In.	mm	In.	mm	In.	mm			
<b>Nylon Lengths - Military Standard MS21266 in 12 3/4" Lengths</b>									
<a href="#">GE85-C</a>	0.18	4.5	0.16	3.9	0.052 - 0.085	1.3 - 2.2	Nylon 6.6	Natural	-40°F - 149°F (-40°C - 65°C)
<a href="#">GE128-C</a>	0.22	5.6			0.085 - 0.128	2.2 - 3.3			
<a href="#">GE192-L</a>	0.33	8.3	0.23	5.8	0.128 - 0.192	3.3 - 4.9			
<a href="#">GE255-L</a>	0.39	9.8	0.24	6.1	0.192 - 0.255	4.9 - 6.5			

**Duct Seal** - Standard Package Quantity: 1



**BEST SELLER**

Part Number	Description
<a href="#">DS1</a>	Duct seal (sealing compound) 1 lb. package
<a href="#">DS5</a>	Duct seal (sealing compound) 5 lb. package

Abrasion Protection Materials Technical Data	Ratings and Approvals			Chemical Resistance				Compliance
	UL Temperature Index	Flammability (UL 94)	Melting Temperature	Organic Solvents	Alkalies	Acids	Petro-Chemicals	UL Recognized
<b>Spiral Wrap</b>								
<b>Natural Polyethylene</b> Lowest cost material for indoor use up to 122°F. Natural is available in all sizes.	-40°F (-40°C) to 122°F (50°C)	HB	239°F (115°C)	Resistant below 140°F (60°C) except to chlorinated solvents	Resistant	Resistant except to oxidizing acids	Some Discoloration	UL File E141152
<b>Weather Resistant Polyethylene</b> This material has the same properties as natural polyethylene, and also has additives which allow it to resist the effects of ultraviolet light and acid rain in an outdoor environment. This product is available in black only.	-40°F (-40°C) to 122°F (50°C)	HB	239°F (115°C)					
<b>Fire Resistant Polyethylene*</b> UL94-V-2 Rating. This material is self extinguishing and passes the UL 94 flame retardant test with V-2 rating.		V-2	239°F (115°C)					
<b>Flame Retardant Polyethylene*</b> UL94-V-0 Rating. This material is self extinguishing and passes the UL94 flame retardant test with a V-0 rating.	-4°F (-20°C) to 122°F (50°C)	V-0	270°F (132°C)	Resistant except to halogenated hydrocarbons	Resistant	Resistant	Resistant Some Discoloration	
<b>Weather Resistant Polypropylene</b> This material is resistant to chemical attack and is suitable for harsh environment applications requiring UV/weather resistance and withstanding high temperatures.	-40°F (-40°C) to 239°F (115°C)	HB	334°F (168°C)				Resistant No Discoloration	
<b>Nylon 6.6</b> Nylon is strong, durable material for indoor use up to 149°F. It offers a combination of lightweight, wide temperature range, and high abrasion resistance. This material is suitable for applications where heavy vibration or stress exists on the wiring or tubing.	-40°F (-40°C) to 149°F (65°C)	HB	505°F (263°C)	Resistant except to halogenated hydrocarbons	Resistant	Not recommended	Resistant No Discoloration	
<b>Weather Resistant Nylon 6.6</b> This material has the same properties as natural Nylon and also has additives which allow it to resist the effects of ultraviolet light in an outdoor environment. This product is available in black only.		HB						
<b>TFE‡*</b> This material is a non-flammable, fluorocarbon resin material. Highly resistant to most chemicals, high resistance to UV exposure, wide operating temperature range, can be used in cryogenic applications. Color: Opaque to Translucent.	-454°F (-270°C) to 356°F (180°C)	V-0	648°F (342°C)	Resistant	Resistant	Resistant	Resistant No Discoloration	
<b>Pan-Wrap™</b>								
<b>Natural Polyethylene</b> Lowest cost material for indoor use up to 122°C. Natural is available in all sizes.	-40°F (-40°C) to 122°F (50°C)	HB	239°F (115°C)	Resistant below 140°F (60°C) except to chlorinated solvents	Resistant	Resistant except to oxidizing acids	Some Discoloration	UL File E141152
<b>Flame Retardant Polyethylene*</b> UL94-V-0 Rating. This material is self extinguishing and passes the UL94 flame retardant test with a V-0 rating.	-4°F (-20°C) to 122°F (50°C)	V-0	270°F (132°C)	Resistant except to halogenated hydrocarbons	Resistant	Resistant	Resistant Some Discoloration	

Note: Typical operating temperature ranges are extended based on end use application and specific environment tests.

‡TFE is Polytetrafluoroethylene material.

\*Contains halogens. Other materials are halogen free.

# PANDUIT® Wire Abrasion Protection

Abrasion Protection Materials Technical Data	Ratings and Approvals			Chemical Resistance				Compliance
	UL Temperature Index	Flammability (UL 94)	Melting Temperature	Organic Solvents	Alkalies	Acids	Petro- Chemicals	UL Recognized
<b>Sleeving</b>								
<b>Polyethylene Terephthalate (PET)</b> This material is a thermoplastic polyester material designed for indoor applications. It is rated for use up to 257°F and will tolerate short-term exposure up to 446°F. Colors: Weather Resistant Black, White and Gray.	-94°F (-70°C) to 257°F (125°C)	V-0	500°F (260°C)	Resistant to some solvents	Resistant to most weak bases	Resistant	Some Discoloration	UL File E116868
<b>Flame Retardant Polyethylene Terephthalate (PET)</b> This material is a self-extinguishing thermoplastic polyester that can be used indoors. It is also rated for use up to 257°F and will tolerate short term exposure up to 446°F. It is provided with tracers to identify the flame retardant material.		UL 1441 VW-1	469°F (243°C)				Resistant Some Discoloration	
<b>Tinned Copper</b> Provides shielding on harnesses and cable, for high end automotive applications, grounding straps, and EMI, RFI, and ESD Protection. Halogen Free.	N/A	Non-Flammable	1828°F (998°C)	Resistant	Resistant	Not Recommended	Resistant	N/A
<b>Heavy Duty Nylon</b> Strong filaments provide extreme cut and abrasion resistance while allowing for a smooth feel and reduced drag.	-40°F (-40°C) to 239°F (65°C)	UL94-HB	N/A	Resistant except to halogenated hydrocarbons	Resistant	Not Recommended	Resistant	N/A
<b>Aluminum Covered Fiberglass</b> An engineered lamination of an aluminized metallic heat shield to a layer of strong, tightly braided fiberglass insulation to provide superior protection from radiant heat by reflecting it away from sensitive electronics, wiring and hoses. Halogen Free.	-76°F (-60°C) to 491°F (255°C)	N/A	2,048°F (1,120°C)	Resistant	Resistant	Resistant	Resistant	N/A
<b>CLT</b>								
<b>Black Polyethylene</b> Lowest cost material is for use up to 122°F. Other colors may be available.	40°F (-40°C) to 122°F (50°C)	HB	—	Resistant except to halogenated hydrocarbons	Resistant	Resistant	Resistant No Discoloration	N/A
<b>Black Polypropylene</b> Economical material with good impact strength. Suitable for harsh environment applications requiring UV/weather resistance.	-40°F (-40°C) to 185°F (85°C)		327°F (164°C)	Not resistant to halogenated hydrocarbons. Varies for others depending on the solvent.				
<b>Nylon 6</b> Nylon is a strong, impact modified, heat stabilized, durable high abrasion resistant material.	-40°F (-40°C) to 230°F (110°C)		410°F (211°C)	Resistant except to halogenated hydrocarbons				
<b>PVC</b>								
<b>PVC Non-Shrink Tubing*</b> This material provides insulation and protection for continuous use at temperature -4°F (-20°C) to 221°F (105°C).	-4°F (-20°C) to 221°F (105°C)	UL 224 VW-1 **	—	Resistant except to aromatic hydrocarbons, ketones and esters	Resistant	Resistant	Resistant No Discoloration	UL File E122770
<b>Grommet Edging</b>								
<b>Natural Polyethylene</b> Lowest cost material for indoor use up to 122° F. Natural is available in all sizes.	-40°F (-40°C) to 122°F (50°C)	HB	239°F (115°C)	Resistant below 140°F (60°C) except to chlorinated solvents	Resistant	Resistant except to oxidizing acids	Some Discoloration	UL File E351393
<b>Weather Resistant Polyethylene</b> This material has the same properties as natural polyethylene, and also has additives which allow it to resist the effects of ultraviolet light and acid rain in an outdoor environment. This product is available in black only.							Resistant	Resistant except to oxidizing acids
<b>Nylon</b> Nylon is strong, durable, self-extinguishing material for indoor use up to 149°F. It offers a combination of lightweight, wide temperature range, and high abrasion resistance. This material is suitable for applications where heavy vibration or stress exists on the wiring or tubing.	-40°F (-40°C) to 149°F (65°C)	V-0	491°F (255°C)	Resistant except to phenols and formic acid	Resistant	Resistant to most weak acids	No Discoloration	N/A

Note: Typical operating temperature ranges are extended based on end use application and specific environment tests.

\*Contains halogens. Other materials are halogen free.

\*\*Limited sizes in Clear

## Heat Shrink Installation Instructions

### General Instructions

Position heat shrink over the object to be covered. Using a heat gun, soft yellow flame torch, infrared heat source or oven, evenly heat the tubing until it has fully recovered and conforms to the object. Use caution not to char or burn the tubing.

### Special Instructions for HSTTT

TFE Heat Shrink is the most difficult to recover due to its high shrink temperature. TFE shrink tubing must be heated to the gel state 621°F (327°C) to completely recover. This can be recognized when the tubing changes from milky white to clear. Because of the unique characteristics of this material, a controlled temperature oven will achieve the most reliable results – it is difficult to consistently recover this product using a high-temp heat gun or similar heat source. These methods have a tendency to overheat the tube in one area while other areas remain cool.

When recovering onto objects, use a temperature controlled oven set at 660°F – 680°F (349°C – 360°C) for approximately 10 minutes is recommended. It is best to place the product on a fiberglass mat or suspend as opposed to contacting the oven rack. Do NOT heat the product above 700°F (371°C), or degradation damage to the TFE polymer will occur. The surrounding materials and the material you are shrinking onto must be capable of withstanding the shrink temperatures.

### Size Selection for Heat Shrink Tubing

Generally, the largest tube that shrinks down tightly onto an object should be chosen. This allows the heat shrink tubing maximum stress relief and this will yield the longest service life and maximize abrasion resistance and electrical insulation.

### Example:

A multi-conductor cable needs to be covered with HSTT Type Dry-Shrink™ Heat Shrink. The area to be covered has a measured outside diameter of 0.700" (17.8mm). The two possibilities are HSTT75-48-5 and HSTT100-48-5.

Part Number	Expander I.D. In. (mm)	Recovered I.D. In. (mm)
<a href="#">HSTT75-48-5</a>	0.750 (19.1)	0.375 (9.5)
<a href="#">HSTT100-48-5</a>	1.00 (25.4)	0/500 (12.7)

The proper choice is HSTT100-48-5 since the tube will recover more than HSTT75-48-5. The HSTT75-48-5 will fit over the 0.700 inch (17.8mm) outside diameter; however, this is not the proper choice since it is smaller than the HSTT100-48-5. In general, heat shrink should recover at least 10% – 20%.



## Recommended Tubing Size for Common Wire Types Based on Location

### For Insulated Wire, Non-Insulated Wire, and Insulated Wire with Copper Connectors

#### Instructions for Tube Selection:

1. Determine location type.

##### LOCATION:

**DRY:** A location not normally subject to dampness or wetness. A location classified as dry may be temporarily subject to dampness or wetness, as in the case of a building under construction.

**DAMP:** Partially protected locations under canopies, marquees, roofed open porches and like locations, and interior locations subject to moderate degrees of moisture, such as some basements, barns, and cold-storage warehouses.

**WET:** Installations underground or in concrete slabs or masonry in direct contact with the earth, and locations subject to saturation with water or other liquids, such as vehicle washing areas, and location exposed to weather and unprotected.

2. Match wire size to location type under required application – insulated wire, non-insulated wire, or insulated wire with copper connectors.
3. Read corresponding part number.
4. Part numbers with “-Y” are packages containing 6 inch pieces. Part numbers with “-48” are 48 inch pieces.
5. Part numbers shown below are for black heat shrink.

Wire Size	Insulated Wire with Copper Connector			Uninsulated Wire		
	Dry-Shrink™	Damp-Shrink™	Wet-Shrink™	Dry-Shrink™	Damp-Shrink™	Wet-Shrink™
24	HSTT09-Y	HSTTA19-Y	—	—	—	—
22	HSTT09-Y	HSTTA19-Y	—	HSTT05-Y	—	—
20	HSTT12-Y	HSTTA19-Y	—	HSTT05-Y	—	—
18	HSTT12-Y	HSTTA19-Y	—	HSTT06-Y	—	—
16	HSTT19-Y	HSTTA25-Y	—	HSTT09-Y	—	—
14	HSTT19-Y	HSTTA25-Y	—	HSTT09-Y	HSTTA19-Y	—
12	HSTT25-Y	HSTTA38-Y	—	HSTT012-Y	HSTTA19-Y	—
10	HSTT25-Y	HSTTA38-Y	HST0.4-48-5Y	HSTT19-Y	HSTTA25-Y	—
8	HSTT38-Y	HSTTA50-Y	HST0.4-48-5Y	HSTT19-Y	HSTTA25-Y	—
6	HSTT50-Y	HSTTA50-Y	HST0.8-48-5Y	HSTT25-Y	HSTTA38-Y	HST0.4-48-5Y
4	HSTT50-Y	HSTTA75-Y	HST0.8-48-5Y	HSTT38-Y	HSTTA50-Y	HST0.4-48-5Y
3	HSTT50-Y	HSTTA75-Y	HST0.8-48-5Y	HSTT38-Y	HSTTA50-Y	HST0.4-48-5Y
2	HSTT75-Y	HSTTA100-Y	HST1.1-48-5Y	HSTT38-Y	HSTTA50-Y	HST0.8-48-5Y
1	HSTT75-Y	HSTTA100-Y	HST1.1-48-5Y	HSTT50-Y	HSTTA75-Y	HST0.8-48-5Y
1/0	HSTT75-Y	HSTTA100-Y	HST1.1-48-5Y	HSTT50-Y	HSTTA75-Y	HST0.8-48-5Y
2/0	HSTT100-Y	HSTTA150-Y	HST1.5-48-5Y	HSTT50-Y	HSTTA100-Y	HST0.8-48-5Y
3/0	HSTT100-Y	HSTTA150-Y	HST1.5-48-5Y	HSTT75-Y	HSTTA100-Y	HST1.1-48-5Y
4/0	HSTT100-Y	HSTTA150-Y	HST1.5-48-5Y	HSTT75-Y	HSTTA100-Y	HST1.1-48-5Y
250	HSTT100-Y	HSTTA150-Y	HST2.0-48-2Y	HSTT100-Y	HSTTA100-Y	HST1.1-48-5Y
300	HSTT150-48-5	HSTTA150-Y	HST2.0-48-2Y	HSTT100-Y	HSTTA150-Y	HST1.5-48-5Y
350	HSTT150-48-5	HSTTA150-Y	HST2.0-48-2Y	HSTT100-Y	HSTTA150-Y	HST1.5-48-5Y
400	HSTT150-48-5	HSTTA150-Y	HST2.0-48-2Y	HSTT100-Y	HSTTA150-Y	HST1.5-48-5Y
500	HSTT150-48-5	HSTTA150-Y	HST2.0-48-2Y	HSTT100-Y	HSTTA150-Y	HST1.5-48-5Y
600	HSTT200-48-5	HSTTA150-Y	HST2.0-48-2Y	HSTT150-48-5	HSTTA150-Y	HST2.0-48-5Y
700	HSTT200-48-5	HSTTA150-Y	HST2.0-48-2Y	HSTT150-48-5	HSTTA150-Y	HST2.0-48-5Y
750	HSTT200-48-5	HSTTA150-Y	HST3.0-48-2Y	HSTT150-48-5	HSTTA150-Y	HST2.0-48-5Y
800	HSTT200-48-5	HSTTA150-Y	HST3.0-48-2Y	HSTT150-48-5	HSTTA150-Y	HST2.0-48-5Y
900	HSTT200-48-5	—	HST3.0-48-2Y	HSTT150-48-5	HSTTA150-Y	HST2.0-48-5Y
1000	HSTT200-48-5	—	HST3.0-48-2Y	HSTT150-48-5	HSTTA150-Y	HST2.0-48-5Y
1250	HSTT200-48-5	—	HST3.0-48-2Y	HSTT200-48-5	HSTTA150-Y	HST2.0-48-5Y
1500	HSTT300-48-5	—	HST3.0-48-2Y	HSTT200-48-5	—	HST2.0-48-5Y
1750	HSTT300-48-5	—	HST3.0-48-2Y	HSTT200-48-5	—	HST2.0-48-5Y
2000	HSTT300-48-5	—	HST3.0-48-2Y	HSTT200-48-5	—	HST2.0-48-5Y

Sizing information is based on the following wire types: MTW, THHN, THWN, TFN, THW, TW, TF, RHW, RH, RHH, and UL 1015.

THHN is the most common wire type.

Portions reprinted with permission from NFPA, the National Electrical Code\* Handbook, Copyright 1996, National Fire Protection Association, Quincy, MA 02269.

\*All rights reserved. National Electrical Code and NEC are registered trademarks of the National Fire Protection Association, Inc., Quincy, MA 02269.

## PANDUIT®

Since 1955, Panduit's culture of curiosity and passion for problem solving have enabled more meaningful connections between companies' business goals and their marketplace success. Panduit creates leading-edge physical, electrical, and network infrastructure solutions for enterprise-wide environments, from the data center to the telecom room, from the desktop to the plant floor. Headquartered in Tinley Park, IL, USA and operating in 112 global locations, Panduit's proven reputation for quality and technology leadership, coupled with a robust partner ecosystem, help support, sustain, and empower business growth in a connected world.



### Lim Kim Hai Electric Co (S) Pte Ltd

Lim Kim Hai Building,  
53 Kallang Place, Singapore 339177  
**T** (+65) 6292 3711 • (+65) 6490 5000  
**F** (+65) 6297 0078  
**E** customerservice@limkimhai.com.sg  
**W** www.limkimhai.com.sg

THE INFORMATION CONTAINED IN THIS WHITE PAPER IS INTENDED AS A GUIDE FOR USE BY PERSONS HAVING TECHNICAL SKILL AT THEIR OWN DISCRETION AND RISK. BEFORE USING ANY PANDUIT PRODUCT, THE BUYER MUST DETERMINE THE SUITABILITY OF THE PRODUCT FOR HIS/HER INTENDED USE AND BUYER ASSUMES ALL RISK AND LIABILITY WHATSOEVER IN CONNECTION THEREWITH. PANDUIT DISCLAIMS ANY LIABILITY ARISING FROM ANY INFORMATION CONTAINED HEREIN OR FOR ABSENCE OF THE SAME.

All Panduit products are subject to the terms, conditions, and limitations of its then current Limited Product Warranty, which can be found at [www.panduit.com/warranty](http://www.panduit.com/warranty).

\*All trademarks, service marks, trade names, product names, and logos appearing in this document are the property of their respective owners.

PANDUIT US/CANADA  
Phone: 800.777.3300

PANDUIT EUROPE LTD.  
London, UK  
cs-emea@panduit.com  
Phone: 44.20.8601.7200

PANDUIT SINGAPORE PTE. LTD.  
Republic of Singapore  
cs-ap@panduit.com  
Phone: 65.6305.7575

PANDUIT JAPAN  
Tokyo, Japan  
cs-japan@panduit.com  
Phone: 81.3.6863.6000

PANDUIT LATIN AMERICA  
Guadalajara, Mexico  
cs-la@panduit.com  
Phone: 52.33.3777.6000

PANDUIT AUSTRALIA PTY. LTD.  
Victoria, Australia  
cs-aus@panduit.com  
Phone: 61.3.9794.9020